



## PACKING SPECIFICATION

PAGE 1 OF 2

PS100-112 ISSUE 2

### PRODUCT INFORMATION

Product Description	Comet Smoke Signal 15 mins PW BuoySmoke Mk9		
Part Number	9181700 / 9538350		
Maximum Quantity Per Box	2		1
Dimensions	36x27x40cm		28x20x40cms
Estimated Gross Weight	9.3kgs		4.5kgs
Estimated Net Weight	7.5kgs		3.8kgs
Net Explosive Content Per Item	1.722kgs		
UN Packing Instruction	P135		
Hazard Class	1.4S		
UN Number	UN0507		
Propper Shipping Name	Signals, Smoke		
Tunnel Restriction Code	E		
Shipping Method	Roadfreight, Seafreight & Passenger/Cargo Aircraft		
Box Marking	 4G/Y22/S/**/D/BAM5391-KW-HL	 4G/Y11/S/**/D/BAM5391-KW-HL	

### PACKING MATERIALS

- |    |   |
|----|---|
| 1. | 1 x UN Approved fibreboard box, part no 50004106900 (2 pieces) or 50004105900 (1 piece) |
| 2. | 1 set corrugated cardboard inlays   |
| 3. | 50mm adhesive tape (acrylic PP-film, 60 µm) as required                                 |
| 4. | 1 x Hazard warning label 1.4S   |

### PACKING METHOD

- |    |   |
|----|---|
| 1. | Assemble the fibreboard box (picture 1).  |
| 2. | Assemble the inlay and place it at the bottom of the box (picture 2).   |
| 3. | Place the signals into the corresponding spaces in the inlay.<br>Fit the middle part of the inlay on top of the signals<br>(picture 4). |
| 4. | Finally, close with the top part of the inlays  |
| 5. | Close and seal the box with the adhesive tape (picture 6).  |
| 6. | Mark the box in accordance with UN transport of dangerous goods regulations.  |

## PACKING SPECIFICATION

PS100-112 ISSUE 2  
PACKING METHOD PICTURES 1-5

**PICTURE 1.**




**PICTURE 2.**



**PICTURE 3.**



**PICTURE 4.**



**PICTURE 5.**



**PICTURE 6.**

