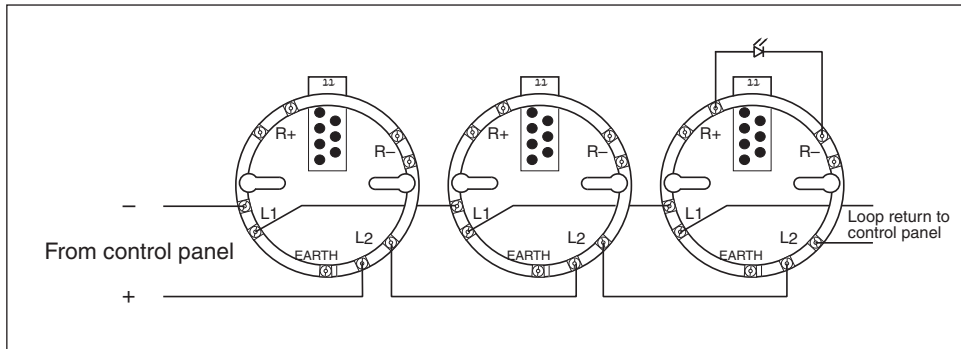




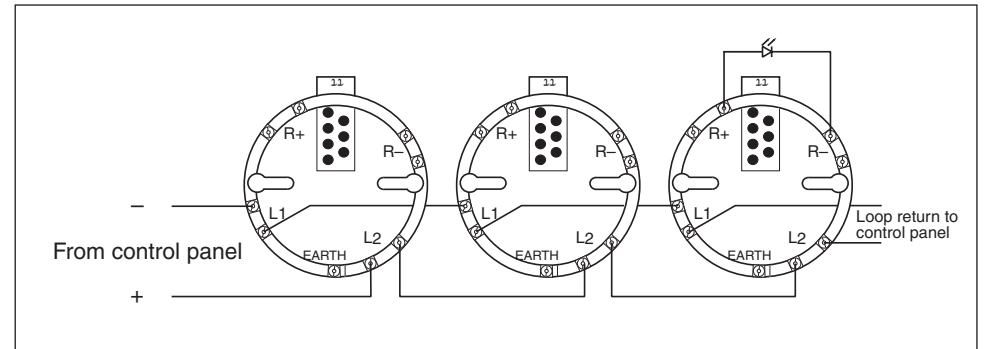
XP95/Discovery Mounting Bases



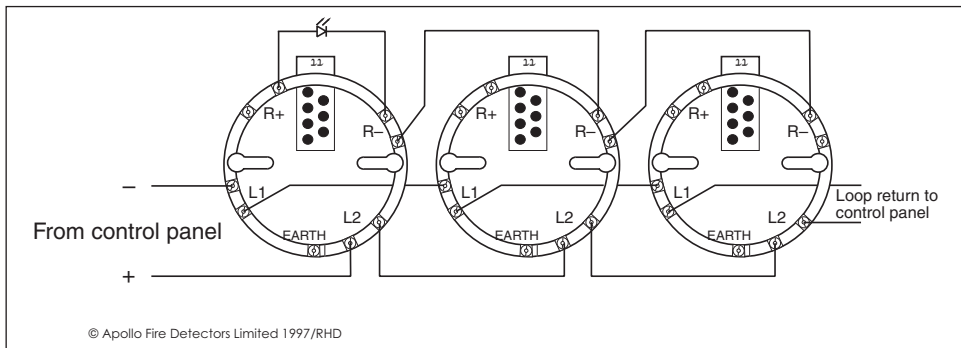
Schematic Wiring Diagram - XP95/Discovery mounting base



XP95/Discovery Mounting Bases

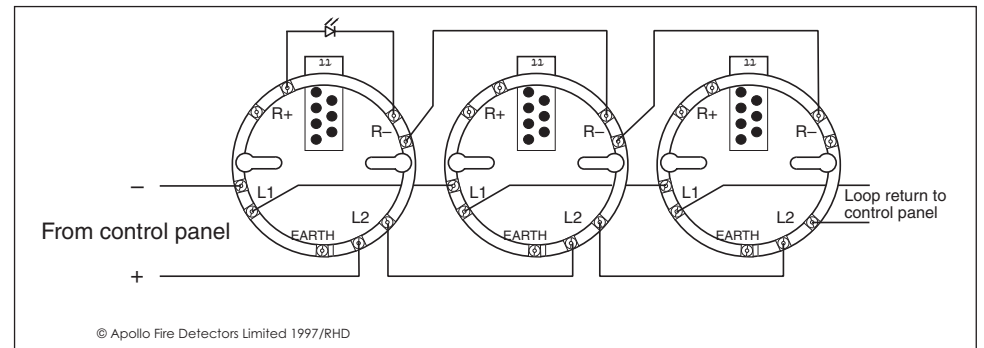


Schematic Wiring Diagram - XP95/Discovery mounting base



© Apollo Fire Detectors Limited 1997/RHD

Schematic Wiring Diagram of XP95/Discovery Detector Circuit with a Common Remote LED.



© Apollo Fire Detectors Limited 1997/RHD


Schematic Wiring Diagram of XP95/Discovery Detector Circuit with a Common Remote LED.

Refer to Apollo XP95 Engineering Product Guide PP1039 or PP2052 Discovery Engineering Product Guide for full technical information.

Refer to Apollo XP95 Engineering Product Guide PP1039 or PP2052 Discovery Engineering Product Guide for full technical information.

XPERT Card Addressing

Select the desired address and remove the pips indicated in black. Remove the pips with a small screwdriver.



XPERT Card Addressing

Select the desired address and remove the pips indicated in black. Remove the pips with a small screwdriver.

